



Fenix Ballistic Base Layer Sizing Form

Phone: 1-231-252-0302

Email: ed.burke@talosballistics.com

Name:	M or F	Date Sized:	Order #
Department:	Badge No:	Sized By:	
Telephone:	Email:		
Color: BLACK WHITE NUDE	Panels:	STANDARD WRAP	FULL WRAP

PANT BELT MUST BE WORN TO ENSURE AN ACCURATE FIT

A) CHEST MEASUREMENT

With wearer standing in front of you with arms at their side, wrap measuring tape around their chest at the **widest point**.

CHEST: _____ **inches**

B) WAIST/GIRTH MEASUREMENT

With wearer standing with arms at side, measure his waist at **widest point**. Make sure stomach is relaxed for best measurement.

WAIST/GIRTH: _____ **inches**

C) FRONT SEATED MEASUREMENT

With wearer **sitting**, begin measurement 1/2" below clavicle notch to 1/2" above the top of belt.

FRONT : _____ **inches**

D) BACK STANDING MEASUREMENT

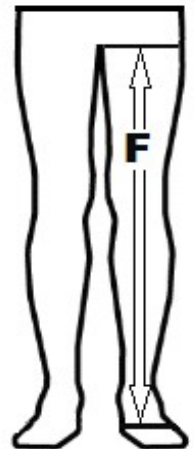
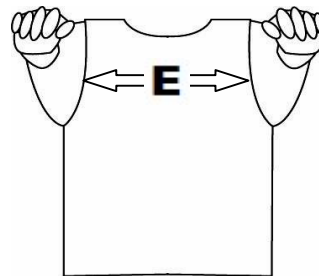
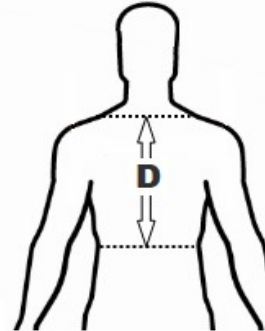
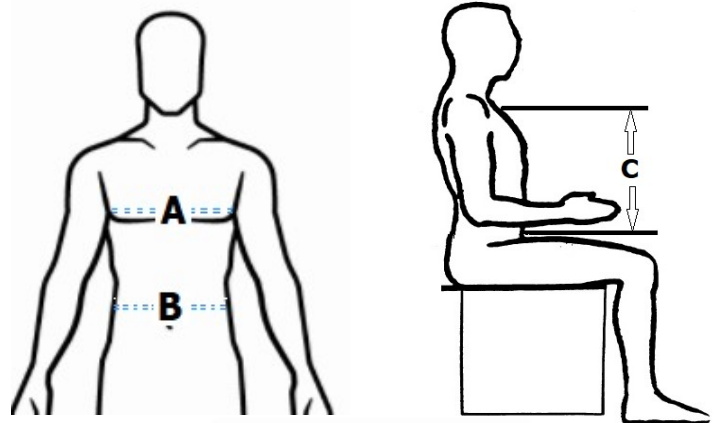
While standing with arms relaxed at side, locate natural shoulder line and select a parallel point in the middle of the back. From that location, measure down to a point approximately 1" above the belt line.

BACK STANDING: _____ **inches**

E) APEX MEASUREMENT

While standing and with arms straight out in front, measure the area between arms across chest.

APEX : _____ **inches**



F) Inseam

I) (Females) HIGH BUST MEASUREMENT

G) Height

J) (Females) FULL BUST MEASUREMENT

H) Weight

K) (Females) BRA SIZE MEASUREMENT

